





# Let's go and fly a Kite - Spring has nearly Sprung!

You will need:

-  Paint
-  Paper
-  Your hand
-  Pencil & a black pen/felt tip

Hello F1 & F2

I hope you have had a good half term break. Today in our art activity we are going to do some finger painting. All being well you will now have a pot of paint in your learning packs. Please do not worry if you only have one colour – this is fine. If you want you can make patterns on your kite using crayons and felt tips.

Research has shown that art activities offered to young children are important for brain development! One of these is sensory play, such as finger painting, where children learn through their senses. Messy play like finger painting is important to every child's development. It helps the body and brain integrate information, such as that needed for later spatial concepts, math's, and language. Finger painting is also a relaxing and creative way to express feelings and have fun.

Take a little look at my video below and get printing! Take great care everyone ♥

<https://youtu.be/9X6WYmhMIC0>

